

# Essence

El spa familiar líder del mercado.

**CÓDIGO 70515**

Ideal para **4 personas**

**5 posiciones** distintas

**2 tumbonas**

**3 asientos**

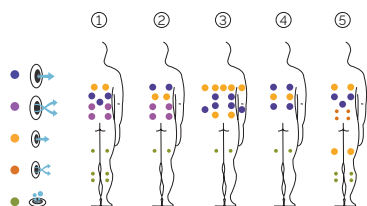
**Medidas:** 216 x 216 x 90 cm

**Volumen de agua:** 930 litros


**Peso:** Vacío 327 kg / Lleno 1.257 kg

**7 colores**


**5 tipos de masaje**



## ACABADOS CASCO (COLORES ACRÍLICO)



## ACABADOS REVESTIMIENTO DEL MUEBLE EXTERIOR



## PRESTACIONES



## PRESTACIONES OPCIONALES



## PREMIUM LINE

ES

AQUAVIA SPA

## CARACTERÍSTICAS TÉCNICAS

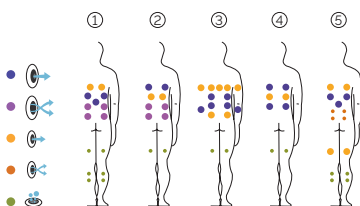
PRESTACIONES	
Total puntos de masaje	76
Jets masaje agua	65
Boquillas masaje aire	10
Cascadas	1
Fuentes de agua	2
Reposacabezas	3
Touch Panel	Estándar
Ultraviolet Treatment UV	Estándar
Estructura metálica	Estándar
Base ABS	Estándar
Energy Saving Cover	Estándar
EcoSpa	Opcional
Nordic Insulation System	Opcional
Blue Connect Plus	Opcional
ACABADOS	
Colour Sense	5 LED + accesorios iluminados
Surround Bluetooth Audio	Opcional
Jets / Boquillas Inoxidable	Estándar
Barra Inoxidable	Estándar
Aromatherapy	Estándar
Wifi Spa Control	Opcional
Sin revestimiento	Opcional
BOMBAS DE MASAJE	
Masaje de agua	2 x 1800 W / 2.5 CV
Relax Impact Pump	1150 W
FILTRACIÓN Y CALEFACCIÓN	
Bomba de recirculación	200 W
Calentador de agua	3.000 W
Tipo de filtro	Cartucho
High Performance Water Care	Estándar
CORRIENTE ELÉCTRICA	
Potencia requerida a 230 V (LOW/AMP)	5.100 W / 22.2 A
Voltaje	230 V / 400 V III

Como parte de nuestra política de mejoramiento continuo, nos reservamos el derecho de modificar el diseño y/o especificaciones sin previo aviso.


# Essence

Luxury and elegance personified.


<b>CODE 70515</b>
Ideal for <b>4 people</b>
<b>5 positions</b>
<b>2 loungers</b>
<b>3 seats</b>
<b>Measures:</b> 231 x 231 x 78 cm
<b>Water capacity (l):</b> 975 liters
<b>Weight:</b> Empty 450 kg / Full 1.425 kg
<b>6 colors</b>
<b>4 massages</b>



## SHELL FINISHES (ACRYLIC COLORS)



## FURNITURE FINISHES (OUTDOOR CABINET)



## PREMIUM LINE

EN

AQUAVIA SPA

## TECHNICAL SPECIFICATIONS

FEATURES	
Total massage points	76
Massage Jets	65
Air Nozzles	10
Waterfall	1
Water fountains	2
Headrests	3
Touch Panel	Standard
Ultraviolet Treatment UV	Standard
Metal structure	Standard
Base ABS	Standard
Energy Saving Cover	Standard
EcoSpa	Optional
Nordic Insulation System	Optional
Blue Connect Plus	Optional
FINISHES	
Colour Sense	5 LED + illuminated Accessories
Surround Bluetooth Audio	Optional
Jets / Stainless Steel Nozzles	Standard
Stainless steel handrail	Standard
Aromatherapy	Standard
Wifi Spa Control	Optional
Without cabinet	Optional
MESSAGE PUMPS	
Water massage	2 x 1800 W / 2.5 CV
Relax Impact Pump	1150 W
FILTRATION AND HEATING	
Recirculation pump	200 W
Water heater	3.000 W
Type of filter	Cartridge
High Performance Water Care	Standard
POWER SUPPLY	
Power requirement to 230 V (LOW/AMP)	5.100 W / 22.2 A
Voltage	230 V / 400 V III

## FEATURES



## OPTIONAL FEATURES



According to our policy of constant evolution, we reserve the right to modify the specifications in part or in whole without forewarning.

# Essence

Luxe et élégance personnalisée.

CODE 70515

Idéal pour 4 personnes

5 positions

2 allongées

3 assises

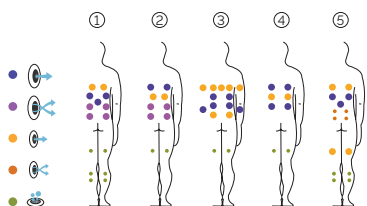
Dimensions: 231 x 231 x 78 cm

Volume Eau: 975 litres


Poids: Vide 450 kg / Plein 1.425 kg

6 couleurs


4 massages



## COULEURS ACRYLIQUE



## TYPE REVÊTEMENT MEUBLE EXTÉRIEUR



## PREMIUM LINE

FR

AQUAVIA SPA

## CARACTÉRISTIQUES TECHNIQUES

PRESTATIONS	
Total Points de Massage	76
Jets massage	65
Buse air	10
Cascades Eau	1
Sources Eau	2
Appui-tête	3
Touch Panel	Équipement en série
Ultraviolet Treatment UV	Équipement en série
Structure Métal	Équipement en série
Base ABS	Équipement en série
Energy Saving Cover	Équipement en série
EcoSpa	Option
Nordic Insulation System	Option
Blue Connect Plus	Option
FINITIONS	
Colour Sense	5 LED + Accessoires éclairés
Surround Bluetooth Audio	Option
Jets / Buses en acier inoxydable	Équipement en série
Barre Inoxydable	Équipement en série
Aromatherapy	Équipement en série
Wifi Spa Control	Option
Sans habillage	Option
POMPES DE MASSAGE	
Massage d'eau	2 x 1800 W / 2,5 CV
Relax Impact Pump	1150 W
FILTRATION ET CHAUFFAGE	
Pompe de recirculation	200 W
Chauffage d'eau	3.000 W
Type de filtre	Cartouche
High Performance Water Care	Équipement en série
COURANT ÉLECTRIQUE	
Puissance maximale to 230 V (LOW/AMP)	5.100 W / 22,2 A
Tension	230 V / 400 V III

## PRESTATIONS



## PRESTATIONS OPTIONNELLES



Dans le cadre de notre politique d'améliorations constantes, nous nous réservons le droit de modifier/d'amender nos spécifications n'importe quand et sans aucun préavis.

# Essence

Luxus und personalisierte Eleganz.

AQUAVIA SPA

DE

PREMIUM LINE

CODE 70515

Ideal für 4 Personen

5 Positionen

2 Liege

3 Sitzen

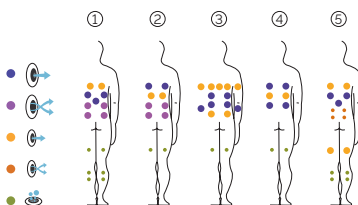
Abmasse: 231 x 231 x 78 cm

Volumen (l): 975 liter


Gewicht: Leer 450 kg / Befüllt 1.425 kg

6 Farben


4 Massagen



## ACRYLFARBEN



## VERKLEIDUNGSTYP AUSSENRAHMEN



## LEISTUNGEN



## OPTIONALE LEISTUNGEN



## AUSSTATTUNG

LEISTUNGEN	
Massagepunkte gesamt	76
Massagedüsen	65
Luftdüsen	10
Wasserfälle	1
Wasserquellen	2
Kopfstützen	3
Touch Panel	Serienausstattung
Ultraviolet Treatment UV	Serienausstattung
Metallrahmen	Serienausstattung
ABS-Platte	Serienausstattung
Energy Saving Cover	Serienausstattung
EcoSpa	Option
Nordic Insulation System	Option
Blue Connect Plus	Option
UNTERHALTUNG	
Colour Sense	5 LED + Beleuchtungszubehör
Surround Bluetooth Audio	Option
Düsen Edelstahl	Serienausstattung
Edelstahlstange	Serienausstattung
Aromatherapy	Serienausstattung
Wifi Spa Control	Option
Ohne Rahmen	Option
MASSAGEPUMPEN	
Wassermassage / Jetpumpe	2 x 1800 W / 2.5 CV
Relax Impact Pump / Gebläse	1150 W
FILTER UND HEIZUNG	
Silent Pump / Umwälzpumpe	200 W
Wassererhitzer	3.000 W
Filtertyp	Kartuschenfilter
High Performance Water Care	Serienausstattung
ELEKTRISCHE SPANNUNG	
Leistung Option niedrige Stromstärke(W)/(A)230 V	5.100 W / 22.2 A
Stromspannung	230 V / 400 V III

Im Rahmen unserer Bemühungen um ständige Verbesserungen behalten wir uns das Recht vor, ohne weitere Bekanntmachungen Änderungen an der Konstruktion und den technischen Daten vorzunehmen.

# Essence

Lusso ed eleganza in persona.

**CODICE 70515**

Ideale per **4 persone**

**5 posizioni**

**2 sdraiato**

**3 seduto**

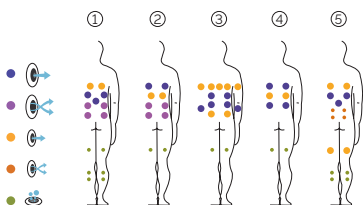
Misure: 231 x 231 x 78 cm

Volume acqua: 975 litri


Peso: Vuota 450 kg / Piena 1.425 kg

**6 colori**


**4 massaggi**



## COLORI SUPERFICIE ACRILICA



## TIPO DI RIVESTIMENTO DEL MOBILE ESTERNO



## PREMIUM LINE

IT

AQUAVIA SPA

## CARATTERISTICHE TECNICHE

PRESTAZIONI	
Totale punti di massaggio	76
Getti di massaggio	65
Bocchette di aria	10
Cascate d'acqua	1
Fontane d'acqua	2
Poggiatesta	3
Touch Panel	Equipaggiamento di serie
Ultraviolet Treatment UV	Equipaggiamento di serie
Struttura metallica	Equipaggiamento di serie
Base ABS	Equipaggiamento di serie
Energy Saving Cover	Equipaggiamento di serie
EcoSpa	Opzionale
Nordic Insulation System	Opzionale
Blue Connect Plus	Opzionale
FINITURE	
Colour Sense	5 LED + Accessori illuminati
Surround Bluetooth Audio	Opzionale
Jets / Bocchette Inossidabile	Equipaggiamento di serie
Barra inossidabile	Equipaggiamento di serie
Aromatherapy	Equipaggiamento di serie
Wifi Spa Control	Opzionale
Senza rivestimento	Opzionale
POMPE DI MASSAGGIO	
Massaggio ad acqua	2 x 1800 W / 2.5 CV
Relax Impact Pump	1150 W
FILTRAGGIO E RISCALDAMENTO	
Pompa di ricircolo	200 W
Scaldaacqua	3.000 W
Tipo di filtro	Cartuccia
High Performance Water Care	Equipaggiamento di serie
CORRENTE ELETTRICA	
Potenza necessaria a 230 V (LOW/AMP)	5.100 W / 22.2 A
Tensione	230 V / 400 V III

## PRESTAZIONI



## PRESTAZIONI ADDIZIONALI



*Come parte della nostra politica di miglioramento continuo, ci riserviamo il diritto di modificare il design e/o le specifiche tecniche senza preavviso.*